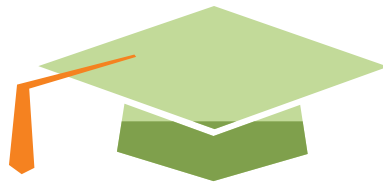


2016

Population and Housing Census Education Brief Highlights

25–64 Year Olds with a University Degree




Total 36%


Age Groups



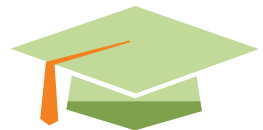
25–34 Years
44%



35–44 Years
43%



45–54 Years
33%




55–64 Years
25%

Sex

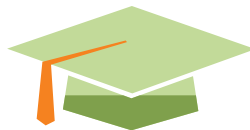


Men
31%




Women
40%

Bermudian Status



Bermudian
30%



Non-Bermudian
52%


Race



Black
26%



White
52%



**Mixed and
Other**
35%

**Unemployment
Rate**
2.9%



**Median Gross
Annual Income
from Main Job**
\$98,108



GOVERNMENT OF BERMUDA
Department of Statistics



Because
People Count
BERMUDA CENSUS 2016

For more information visit:

www.gov.bm/bermuda-census

Tel: 297-7761 | Email: statistics@gov.bm

Cedar Park Centre
48 Cedar Avenue
Hamilton HM11