INFORMATION & COMMUNICATION TECHNOLOGY PROFILE

FOR THE YEAR ENDED 2025

GOVERNMENT OF BERMUDA
Department of Statistics

ICT SECTOR GROSS DOMESTIC PRODUCT

The Information and Communication Technology (ICT) sector contributed $271.8 million (2.8 per cent) to Gross Domestic Product (GDP) in current prices in 2025 (Figure 1).

This sector's GDP in current prices decreased 3.6 per cent from 2024 due to an 11.7 per cent decrease in Trade Industries and a 3.5 per cent decrease in Services Industries.

Figure 1

ICT SECTOR GDP IN CURRENT PRICES

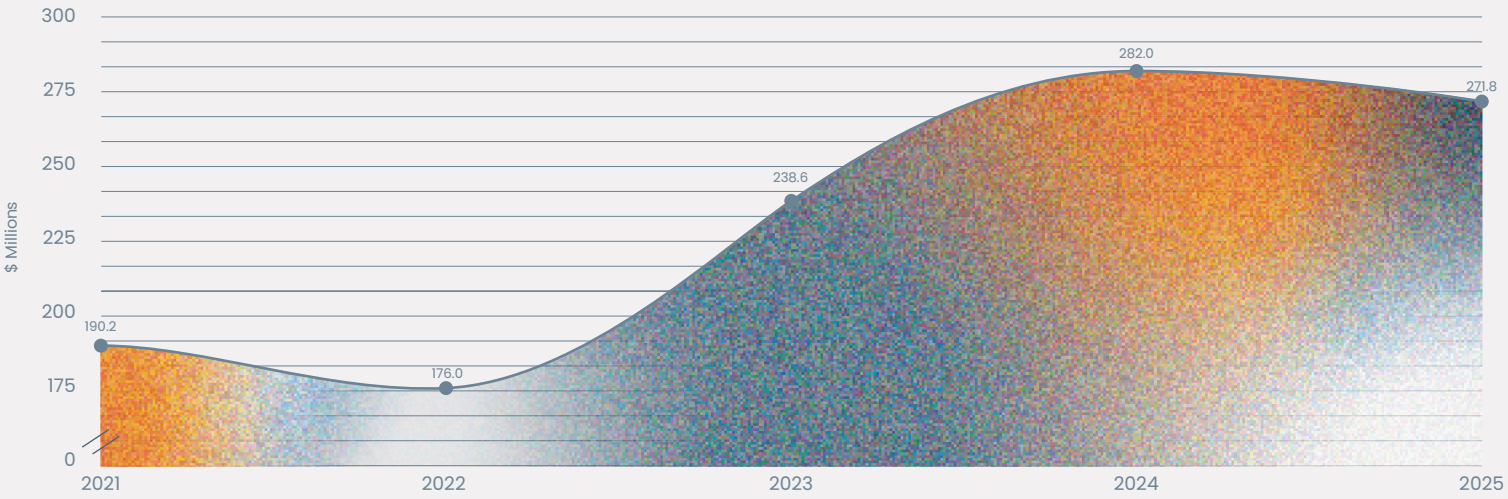

CAPITAL INVESTMENT IN ICT

In 2025, capital investment in ICT increased 3.4 per cent to $60.0 million reflecting a 27.5 per cent rise in purchases of computer software (Figure 2). However, purchases of ICT equipment decreased by $6.6 million or 24.3 per cent from 2024.

Figure 2

CAPITAL INVESTMENT IN ICT

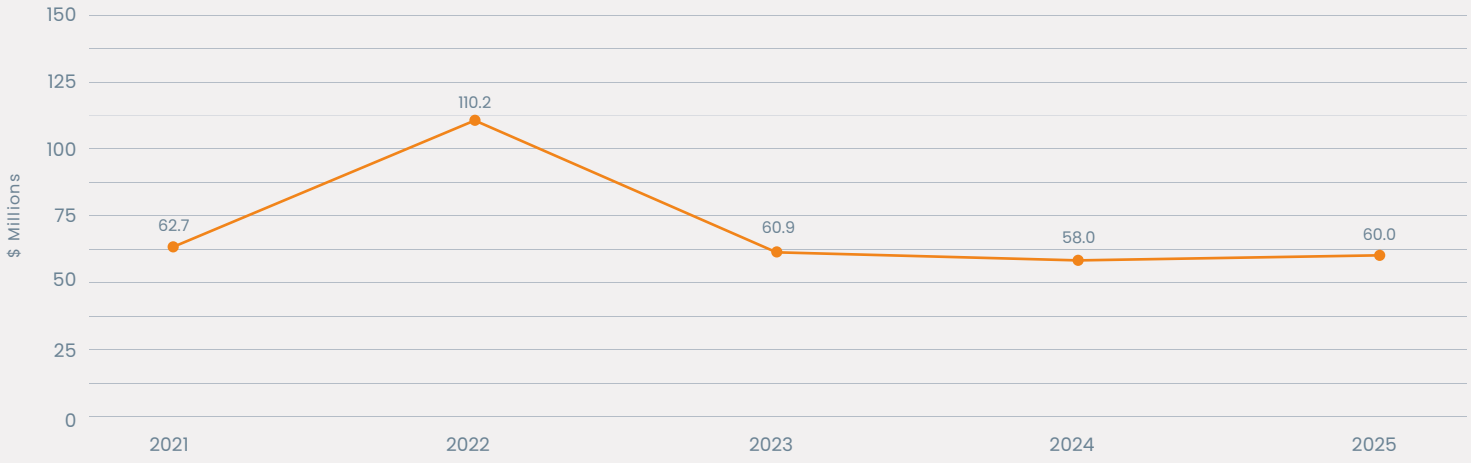

Note: This profile was generated using data from the annual Employment Survey and the Economic Activity Survey using a sample of over 1,500 businesses with a response rate of 76.4 per cent in 2025. The results show the core indicators on the use of ICT by businesses. Comparisons are year-over-year between 2024 and 2025.

TRADE IN ICT AND CONTENT GOODS AND SERVICES

Bermuda's ICT trade deficit decreased by 12.4 per cent to $113.1 million in 2025 (Figure 3). This can be attributed to a 13.6 per cent decrease in imports of ICT Services. Additionally, there was a 5.9 per cent decrease in the export of ICT Services.

Figure 3

ICT TRADE BALANCE

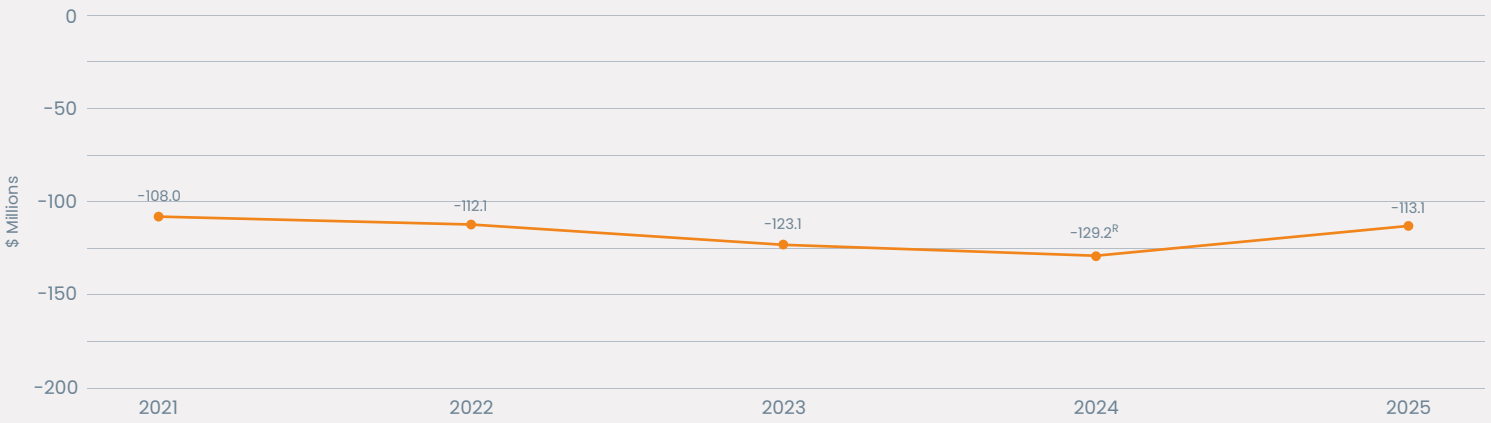

IT PROFESSIONALS AND ICT-RELATED EMPLOYMENT

In 2025, employment of IT Professionals increased to 454 filled jobs from 425 in 2024 (Figure 4). These jobs accounted for 1.3 per cent of total filled jobs.

ICT-related employment comprised 897 filled jobs in 2025, an increase of 3.8 per cent from 2024 and comprised 2.7 per cent of total filled jobs in 2025 (Figure 4).

Figure 4

IT PROFESSIONALS AND ICT-RELATED EMPLOYMENT

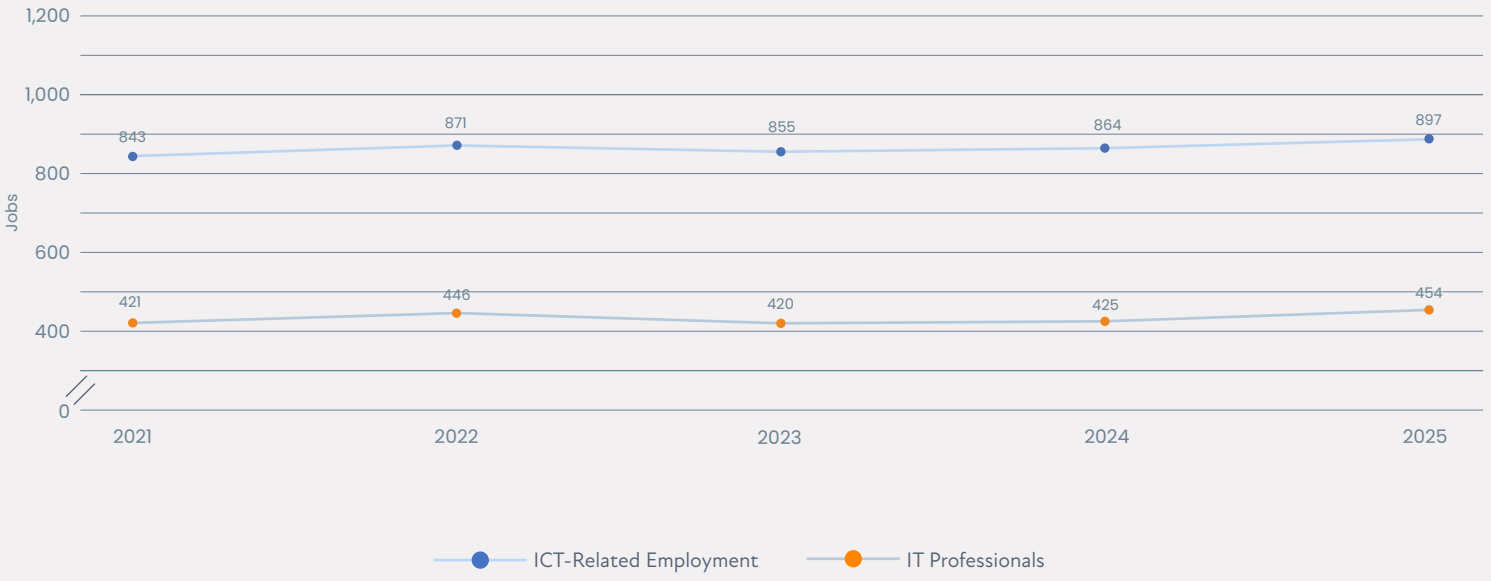

GROSS MEDIAN ANNUAL INCOME FOR ICT-RELATED JOBS

Software and Application Developers and Analysts earned the highest median annual income at $130,154, a decrease of 1.4 per cent year-over-year. Computer Professionals' median income increased by 12.7 per cent to $121,000 in 2025 and Physical and Engineering Science Technicians' median income rose by 1.3 per cent to $78,364 in 2025 (Figure 5).

Figure 5

GROSS MEDIAN ANNUAL INCOME

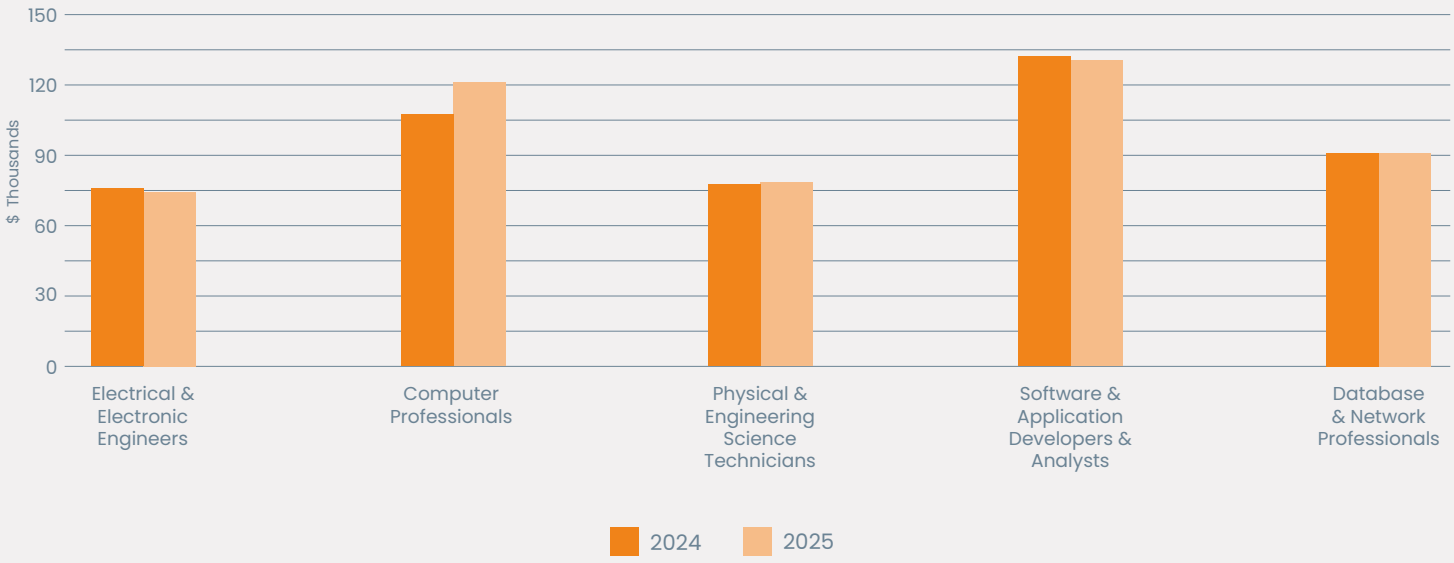

COMPOSITION OF TRADE IN ICT SERVICES IMPORTS

Computer Services accounted for 63.3 per cent of all imported ICT Services, increasing from 60.7 per cent in 2024. Telecommunications Services accounted for 28.0 per cent and Information Services comprised 8.7 per cent of total ICT Services Imports (Figure 6).

Figure 6

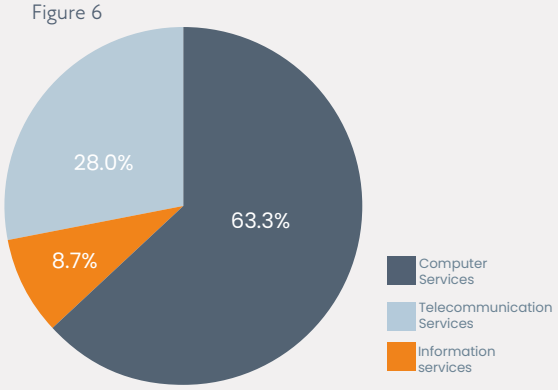

Note: Components may not sum to 100 per cent due to rounding.

BUSINESS USE OF INTERNET BY ACTIVITY

In 2025, the leading uses of the internet by businesses were sending or receiving e-mails (92.0 per cent), internet banking (90.3 per cent), obtaining information about goods and services (85.4 per cent), getting information from government (82.9 per cent), interacting with government services (80.6 per cent), and telephoning via the internet (70.0 per cent).

BUSINESS USE OF ICT

In 2025, computers were used by 92.3 per cent of businesses and 91.4 per cent used the internet for business operations. Broadband connections were used by 83.7 per cent of businesses, smartphones by 81.7 per cent and Wi-Fi enabled devices by 7.5 per cent. There was a decline in businesses outsourcing IT services by 7.7 percentage points from 2024.

ICT, CONTENT AND MEDIA SECTOR INTERNATIONAL STANDARD INDUSTRIAL CLASSIFICATION (ISIC) REV. 4 DEFINITION

ICT Manufacturing Industries

2610 Manufacture of electronic components and boards
2620 Manufacture of computers and peripheral equipment
2630 Manufacture of communication equipment
2640 Manufacture of consumer electronics
2680 Manufacture of magnetic and optical media

ICT Trade Industries

4651 Wholesale of computers, computer peripheral equipment and software
4652 Wholesale of electronic and telecommunications equipment and parts

ICT Service Industries

5820 Software publishing
61 Telecommunications
6110 Wired telecommunications activities
6120 Wireless telecommunications activities
6130 Satellite telecommunications activities
6190 Other telecommunications activities
62 Computer programming consultancy and related activities
6201 Computer programming activities
6202 Computer consultancy and computer facilities management activities
6209 Other information technology and computer service activities
631 Data processing hosting and related activities; web portals
6311 Data processing hosting and related activities
6312 Web portals
951 Repair of computers and communication equipment
9511 Repair of computers and peripheral equipment
9512 Repair of communication equipment

Content and Media Sector

581 Publishing of books periodicals and other publishing activities
5811 Book publishing
5812 Publishing of directories and mailing lists
5813 Publishing of newspapers journals and periodicals
5819 Other publishing activities
591 Motion picture video and television programme activities
5911 Motion picture video and television programme production activities
5912 Motion picture video and television programme post-production activities
5913 Motion picture video and television programme distribution activities
5914 Motion picture projection activities
592 Sound recording and music publishing activities
60 Programming and broadcasting activities
6010 Radio broadcasting
6020 Television programming and broadcasting activities
639 Other information service activities
6391 News agency activities
6399 Other information service activities not elsewhere classified

November 2026

Department of Statistics, Cedar Park Centre,
48 Cedar Avenue, Hamilton HM 11, Bermuda

P.O. Box HM 3015, Hamilton HM MX, Bermuda

Tel: (441) 297-7761, Fax: (441) 295-8390, Email: statistics@gov.bm
Webpage: www.gov.bm/department/statistics

@BermudaStats

GOVERNMENT OF BERMUDA
Department of Statistics